

Rates

| Instrumento | TNA | |
|-----------------------|--------|------------|
| Caución 7d | 34,38% | 14/06/2021 |
| Caución 30d | 33,88% | |
| BADLAR Priv. (>\$1mm) | 34,13% | 11/06/2021 |
| TM20 Priv. (>\$20mm) | 33,94% | |
| TPM - Leliq 7D | 38,00% | 14/06/2021 |
| Pases Pasivos 7D | 36,50% | 14/06/2021 |

BCRAA3500 USD \$95,255

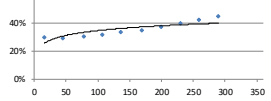
| 7d | 0,3% | 15% |
|------|-------|-----|
| 31d | 1,3% | 15% |
| 61d | 2,8% | 17% |
| 94d | 4,8% | 19% |
| 182d | 15,5% | 31% |
| 367d | 37,3% | 37% |

Rofax - ARS/USD Futures

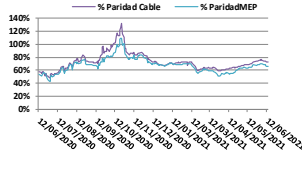
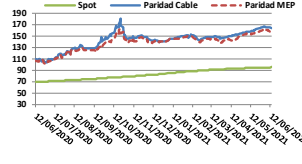
| Futures | Maturity | Days | USD | Rates | -d1 | Ch | Op. I |
|-----------|------------|------|--------|-------|--------|--------|-------|
| SPOT | 14/06/2021 | - | 95,25 | | | | |
| DLR062021 | 30/06/2021 | 16 | 96,50 | 29,9% | 96,58 | -0,08% | 917 |
| DLR072021 | 30/07/2021 | 46 | 98,74 | 29,1% | 98,84 | -0,10% | 416 |
| DLR082021 | 31/08/2021 | 78 | 101,40 | 30,2% | 101,45 | -0,05% | 255 |
| DLR092021 | 30/09/2021 | 108 | 104,19 | 31,7% | 104,30 | -0,11% | 250 |
| DLR102021 | 29/10/2021 | 137 | 107,15 | 33,3% | 107,20 | -0,05% | 190 |
| DLR112021 | 30/11/2021 | 169 | 110,69 | 35,0% | 110,75 | -0,05% | 256 |
| DLR122021 | 31/12/2021 | 200 | 114,60 | 37,1% | 114,75 | -0,13% | 133 |
| DLR012022 | 31/01/2022 | 231 | 119,25 | 39,8% | 119,45 | -0,17% | 46 |
| DLR022022 | 28/02/2022 | 259 | 123,69 | 42,1% | 124,00 | -0,25% | 12 |
| DLR032022 | 31/03/2022 | 290 | 129,04 | 44,6% | 129,35 | -0,24% | 0 |

2.475

Rofax Futures implicit rates



ARS - USD



| | \$ | 95,255 | % |
|---------------|---------|--------|---|
| Spot | | 95,255 | |
| Paridad Cable | 164,389 | 72,58% | |
| Paridad MEP | 157,95 | 65,82% | |

Bonds

| Bond | Code | Amt Out. | Coupon | Price | YTM | MD | Maturity |
|------|------|----------|--------|-------|-----|----|----------|
|------|------|----------|--------|-------|-----|----|----------|

Sovereign Bond Inflation Indexed

| | | | | | | | |
|--------------|-------|---------|-------|----------|--------|-------|------------|
| Bonar 07-21 | TC21 | 57.390 | 2,50% | 513,70 | -3,32% | 0,10 | 22/07/2021 |
| Bonar 08-21 | TC21 | 221.424 | 1,00% | 163,20 | -3,05% | 0,14 | 05/08/2021 |
| Bocan 24 | PR13 | 762 | 2,00% | 738,90 | 0,21% | 1,42 | 15/03/2024 |
| Bonar 03-22 | TX22 | 262.932 | 1,20% | 155,40 | 1,26% | 0,75 | 18/03/2022 |
| Bonar 09-22 | TX22 | 209.189 | 1,30% | 147,00 | 1,71% | 1,24 | 20/09/2022 |
| Bonar 23 | TC23 | 28.300 | 4,00% | 363,00 | 3,57% | 1,63 | 06/03/2023 |
| Bonar 03-23 | TX23 | 218.924 | 1,40% | 149,85 | 3,33% | 1,73 | 25/03/2023 |
| Bonar 08-23 | TX23 | 38.369 | 1,45% | 133,92 | 3,87% | 2,08 | 13/08/2023 |
| Bonar 04-24 | TX24 | 145.016 | 1,40% | 141,55 | 4,82% | 2,66 | 25/03/2024 |
| Bonar 25 | TC25P | 29.908 | 4,00% | 329,00 | 5,44% | 3,50 | 27/04/2025 |
| Bonar 11-26 | TX26 | 645.086 | 2,00% | 115,30 | 6,52% | 4,05 | 09/11/2026 |
| Bonar 11-28 | TX28 | 9.243 | 2,25% | 108,00 | 7,68% | 4,55 | 09/11/2028 |
| Disc ARL 05 | DICP | 10.563 | 5,83% | 2.474,0 | 8,06% | 5,61 | 31/12/2033 |
| Par ARL 05 | PAPB | 2.861 | 1,77% | 909,80 | 10,48% | 9,59 | 31/12/2038 |
| C-Par ARL 05 | CUAP | 23.668 | 3,31% | 1.390,00 | 9,78% | 10,61 | 31/12/2045 |

Sovereign ARS Floating Badlar

| | | | | | | | |
|--------------|-------|--------|-------|--------|--------|------|------------|
| Bonar Ago 21 | TB21 | 56.149 | 1,00% | 103,35 | 46,01% | 0,12 | 05/08/2021 |
| Bocan 22 | PR15 | 2.725 | 2,00% | 86,40 | 47,70% | 0,55 | 04/10/2022 |
| Bonar Abr 22 | AA22 | 53.625 | 2,00% | 104,00 | 47,44% | 0,61 | 04/04/2022 |
| Bonar Abr 22 | TB23P | 31.321 | 2,50% | 104,00 | 46,65% | 1,10 | 06/02/2023 |

Sub-Sovereign ARS Floating Badlar

| | | | | | | | |
|-------------|-------|--------|-------|--------|--------|------|------------|
| CABA TD C20 | BDC22 | 3.708 | 5,00% | 105,41 | 45,84% | 0,49 | 24/01/2022 |
| CABA TD C24 | BDC24 | 22.614 | 3,25% | 98,94 | 50,60% | 1,47 | 29/03/2024 |
| CABA TD C23 | BDC28 | 13.262 | 3,75% | 89,37 | 51,79% | 2,08 | 22/02/2028 |
| PBA TD 2022 | PBY22 | 15.182 | 3,83% | 97,50 | 50,99% | 0,74 | 31/05/2022 |
| PBA TD 2025 | PBA25 | 30.000 | 3,75% | 94,12 | 52,92% | 1,69 | 14/04/2025 |

Salto 2021

| | | | | | | | |
|---------------------|------|-----|-------|--------|--------|------|------------|
| Sovereign ARS Fixed | SA21 | 400 | 5,00% | 104,50 | 60,04% | 0,39 | 22/12/2021 |
|---------------------|------|-----|-------|--------|--------|------|------------|

Bonds

| Bond | Code | Amt Out. | Coupon | Price | YTM | MD | Maturity | TNA |
|-----------------|-------|----------|--------|-------|--------|------|------------|-------|
| Bonte \$ Oct 21 | TO21 | 62.500 | 18,20% | 97,56 | 44,91% | 0,25 | 04/10/2021 | 40,8% |
| Bonte \$ May 22 | TY22P | 249.021 | 22,00% | 98,77 | 26,88% | 0,78 | 23/05/2022 | 25,3% |
| Bonte \$ Oct 23 | TO23 | 64.150 | 16,00% | 62,73 | 50,33% | 1,50 | 17/10/2023 | 45,2% |
| Bonte \$ Oct 26 | TO26 | 96.570 | 15,50% | 43,60 | 50,88% | 2,21 | 19/10/2026 | 45,7% |

Ledes ARS

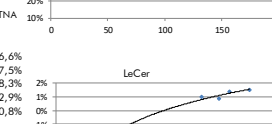
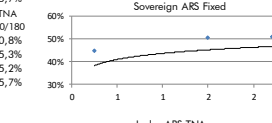
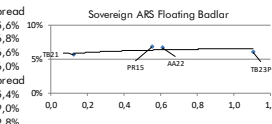
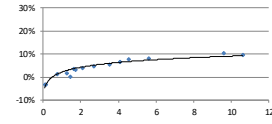
| Ledes ARS | Days | Amt Out. | BP + | Price | Spread | MD | Maturity |
|-----------|------|----------|--------|--------|--------|----|------------|
| S30L1 | | 95.65 | 37,68% | 44 | | | 30/07/2021 |
| S31G1 | | 30.744 | 92,79 | 37,3% | 76 | | 31/08/2021 |
| S30S1 | | 8.651 | 89,80 | 39,11% | 106 | | 30/09/2021 |
| S29O1 | | 50.643 | 86,72 | 41,42% | 135 | | 29/10/2021 |
| S30N1 | | 11.614 | 84,55 | 39,94% | 167 | | 30/11/2021 |

Ledes ARS TNA

| Ledes ARS | Days | Amt Out. | BP + | Price | Spread | MD | Maturity | |
|-----------|------|----------|--------|-------|--------|-------|----------|------------|
| SJ301 | | 14 | 99,975 | 2,25% | 114,53 | 1,49% | 0,04 | 30/06/2021 |
| SL301 | | 44 | 81,826 | 2,25% | 111,31 | 1,91% | 0,12 | 30/07/2021 |
| SG311 | | 76 | 28.109 | 1,75% | 108,05 | 2,06% | 0,21 | 31/08/2021 |
| SS301 | | 106 | 36.826 | 2,00% | 106,08 | 6,04% | 0,29 | 30/09/2021 |
| SO291 | | 135 | 31.910 | 2,75% | 104,91 | 3,36% | 0,37 | 29/10/2021 |

Lecer ARS Inflation Indexed

| Lecer ARS | Days | Amt Out. | BP + | Price | YTM | MD | Maturity |
|-----------|------|----------|--------|--------|-----|----|------------|
| X1351 | | 62.288 | 128,78 | -2,04% | 89 | | 13/09/2021 |
| X28F2 | | 117.615 | 112,01 | 1,01% | 257 | | 28/02/2022 |
| X21A2 | | 9.240 | 110,25 | 0,88% | 288 | | 31/03/2022 |
| X18A2 | | 22.256 | 107,24 | 1,42% | 306 | | 18/04/2022 |
| X23Y2 | | 63.650 | 102,22 | 1,50% | 341 | | 23/05/2022 |



Bonds

| Bond | Code | Amt Out. | Coupon | Price (1) | YTM | MD | Maturity |
|------------------------|----------|----------|--------|-----------|--------|------|------------|
| Sovereign ext. law USD | | | | | | | |
| Bonos Int. 29 NYL | GD29 ext | 2.635 | 1,000% | 41,01 | 18,94% | 4,70 | 09/07/2029 |
| Bonos Int. 30 NYL | GD30 ext | 16.091 | 0,125% | 38,50 | 18,84% | 5,02 | 09/07/2030 |
| Bonos Int. 35 NYL | GD35 ext | 20.502 | 0,125% | 33,99 | 16,65% | 7,86 | 09/07/2035 |
| Bonos Int. 38 NYL | GD38 ext | 11.405 | 0,125% | 40,05 | 16,80% | 6,74 | 09/07/2038 |
| Bonos Int. 41 NYL | GD41 ext | 10.482 | 0,125% | 37,72 | 15,18% | 7,62 | 09/07/2041 |
| Bonos Int. 46 NYL | GD46 ext | 2.092 | 0,125% | 34,28 | 16,66% | 7,08 | 09/07/2046 |

| Bond | Code | Amt Out. | Coupon | Price (2) | YTM | MD | Maturity |
|------------------------|-------|----------|--------|-----------|--------|------|------------|
| Sovereign Arg. law USD | | | | | | | |
| Bonar 1% 29 | AL29D | 2.194 | 1,000% | 39,85 | 20,05% | 4,65 | 09/07/2029 |
| Bonar 30 | AL30D | 13.509 | 0,125% | 38,30 | 19,01% | 5,01 | 09/07/2030 |
| Bonar 35 | AL35D | 19.070 | 0,125% | 35,09 | 16,26% | 7,92 | 09/07/2035 |
| Bonar 38 | AE38D | 7.215 | 0,125% | 38,70 | 17,39% | 6,66 | 09/01/2038 |
| Bonar 41 | AL41D | 1.496 | 0,125% | 38,00 | 15,11% | 7,64 | 09/07/2041 |

| Bond | Code | Amt Out. | Coupon | Price | YTM | MD | Maturity |
|-------------------------------|------|----------|--------|----------|--------|------|------------|
| Sovereign Arg. law USD Linked | | | | | | | |
| Bonte 11-21 - USD Linked | TV11 | 1.766 | 0,100% | 9.085,00 | 11,01% | 0,45 | 30/11/2021 |
| Bonte 04-22 - USD Linked | TV22 | 1.704 | 0,100% | 9.220,00 | 3,94% | 0,86 | 29/04/2022 |
| Bonte 11-22 - USD Linked | TV22 | 374 | 0,200% | 9.055,98 | 3,75% | 1,44 | 30/11/2022 |

| Sub-Sovereign USD (3) | Code | Amt Out. | Coupon | Price* | YTM | MD | Maturity |
|-----------------------|--------|----------|---------|--------|---------|------------|------------|
| Bs. As. 21 NYL | BP21 | 500 | 10,875% | 19,25 | 0,00 | 16,07/2021 | |
| CABA, 21 NYL | CABA21 | 335 | 8,950% | 0,00 | N.A. | 19/02/2021 | |
| Bs. As. PBJ 21 NYL | PBJ21 | 900 | 9,950% | 0,00 | N.A. | 09/08/2021 | |
| Córdoba 21 NYL** | CO21D | 725 | 7,125% | 72,78 | 18,58% | 2,63 | 10/12/2025 |
| Bs. As. 23 NYL | PBF23 | 750 | 6,500% | 30,33 | 137,28% | 0,54 | 15/02/2023 |
| Córdoba 26 | CO26 | 272 | 7,125% | 65,50 | 9,95% | 2,25 | 27/10/2026 |
| Jujuy 27 NYL** | JU27 | 214 | 5,250% | 63,17 | 27,36% | 2,69 | 22/03/2027 |
| Sta Fe 23 NYL** | SF23 | 550 | 7,000% | 66,64 | 22,45% | 1,06 | 23/03/2023 |
| Bs. As. 24 NYL | PBM24 | 1.250 | 9,125% | 46,52 | 91,03% | 0,85 | 16/03/2024 |
| Salta 27 NYL | SA24D | 357 | 5,000% | 66,65 | 19,87% | 3,37 | 01/12/2027 |
| Chaco 24 NYL | CH24D | 250 | 9,375% | 58,81 | 49,38% | 1,35 | 19/08/2024 |
| La Rioja 25 NYL | RIF25 | 300 | 9,750% | 63,90 | 44,31% | 1,31 | 24/02/2025 |
| T.Fuego 27 NYL | TFU27 | 190 | 8,950% | 58,94 | 22,52% | 2,11 | 19/04/2027 |

| Mun. Cord 27 NYL | WUNCOR27 | 156 | 2,125% | 58,70 | 21,88% | 3,37 | 29/09/2027 |
|--------------------|----------|-----|--------|-------|--------|------|------------|
| Chubut 30 NYL | PUL26 | 616 | 7,240% | 74,50 | 14,32% | 3,12 | 26/07/2030 |
| Entre Rios 28 NYL | ERF25 | 518 | 8,750% | 70,26 | 18,14% | 3,32 | 08/08/2028 |
| Rio Negro 28 NYL** | RNF25 | 320 | 2,750% | 60,95 | 20,67% | 3,45 | 10/03/2028 |
| Neuquen 30 NYL | NQUEUN30 | 371 | 1,250% | 63,23 | 16,78% | 4,23 | 29/04/2030 |
| Córdoba 24 NYL** | CO24D | 725 | 7,450% | 65,43 | 17,48% | 3,96 | 01/06/2027 |
| Paraná 27 NYL** | PAR27 | 176 | 9,750% | 43,99 | 33,33% | 3,14 | 15/06/2027 |
| CABA, 27 NYL | CABA27 | 890 | 7,500% | 85,31 | 11,90% | 3,89 | 01/06/2027 |
| Bs. As. 28 NYL | BP28 | 400 | 9,625% | 48,84 | 31,00% | 3,26 | 18/04/2028 |
| Sta Fe 27 NYL** | SF27D | 250 | 6,900% | 70,51 | 16,03% | 3,98 | 01/11/2027 |
| Córdoba 27 NYL** | CO27D | 725 | 7,125% | 60,45 | 17,14% | 4,79 | 01/02/2029 |
| Par Bs. As. NYL | BLPD | 456 | 4,000% | 35,76 | 27,99% | 3,06 | 15/05/2035 |

(3) Bs. As. Bonds - Restructuring soon - Payments freeze

| Corporate USD* | Code | Amt Out. | Coupon | Price | YTM | MD | Maturity |
|----------------|------|----------|--------|-------|-----|----|----------|
|----------------|------|----------|--------|-------|-----|----|----------|

| | |
|----------------|-------|
| Telecom 2021** | LCCA0 |
|----------------|-------|